

CALIBRATION CYLINDERS

SIGMAMOTOR

Sigmamotor Glass Graduated Calibration Cylinders for Accurate Calibration of Chemical Metering Pumps

Verified Accuracy

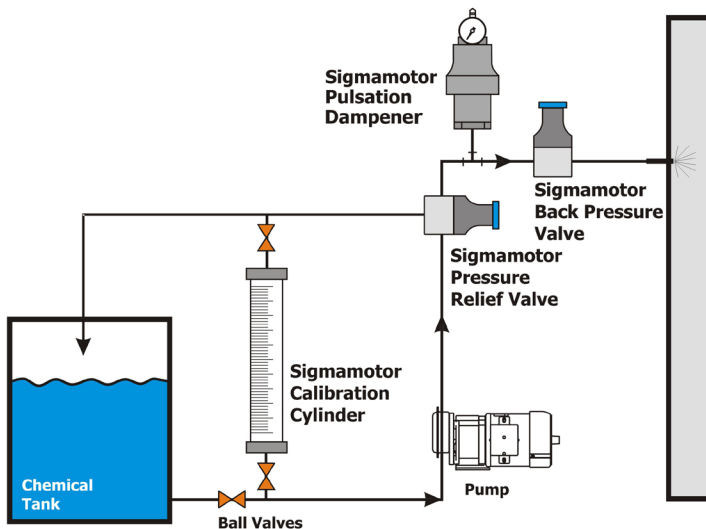
Sigmamotor Calibration Cylinders will enhance your feed systems by allowing verification of the flow rate of the feed pump.

- CNC machined ends
- Borosilicate glass tube
- Process connections disassemble for easy cleaning
- Protective outer shell
- GPH & ml scale


Calibration Cylinders are installed on the suction side of the metering pump and are isolated with two valves installed with the cylinder. The top of the cylinder is vented back to the supply tank or drain. The calibration cylinder is filled to the top mark then the valve from the tank is closed. Turning on the metering pump will draw down the liquid providing a simple means to verify the accuracy of the pump flow rate. USGPH (Gallons Per Hour) and ML are shown on the cylinder.

Sigmamotor Calibration Cylinders are critical to accurate determination of your system flow rate, either at start-up or following maintenance. Max cylinder pressure is 15psi.

Typical System Block Diagram



Sigmamotor Calibration Cylinders are clearly marked in US GPH and milliliters for accurate drawdown calibrations. A rugged plastic shell helps protect the inner glass cylinder from damage. Process connection materials include PVC, Polypropylene, CPVC, PTFE, KYNAR, 316 SS, ALLOY 20 & Hastalloy C276.



CALIBRATION CYLINDERS

ENGINEERING SPECIFICATIONS

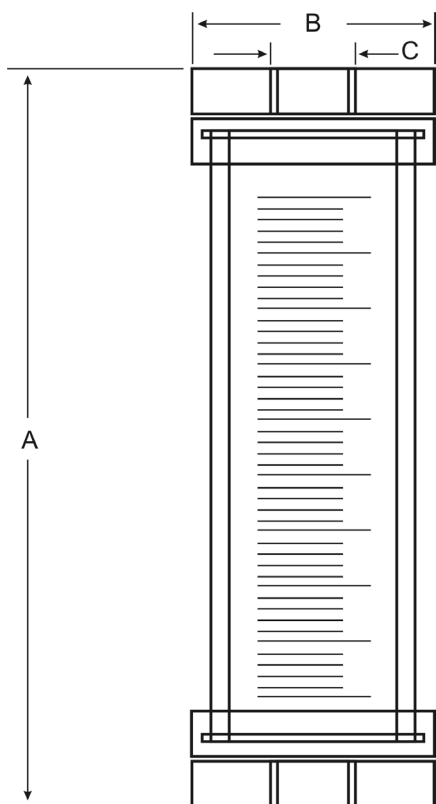
Part No.	Capacity mL	Size USgph	Scale mL	A in.	B in.	C in. (NPT)
GA100(*)	100	3.2	2	15	2.5	1/2
GA200(*)	200	6.4	2	21	2.5	1/2
GA500(*)	500	16	5	15	3.5	3/4
GA1K(*)	1000	32	5	27	3.5	3/4
GA2K(*)	2000	63	10	27	5.0	1
GA4K(*)	4000	127	10	39	5.0	1
GA10K(*)	10,000	320	20	27	9.15	2
GA20K(*)	20,000	640	20	39	9.15	2

Process Connection	Code (*)
PVC	P
Polypropylene	PP
CPVC	CP
PTFE	T
KYNAR	K
316 SS	S
ALLOY 20	A
Hastalloy C276	H

* See materials chart at right.

Ordering example: GA500T = 500ml glass calibration cylinder with PTFE ends.

O-Ring material is Viton. Other materials upon request.



FLOMOTION SYSTEMS Inc.
 165 Creekside Drive, Suite 112
 Buffalo NY 14228-2103
 Tel: 716-691-3941
 Fax: 716-691-1253
 Email: info@flomotionsystems.com
www.flomotionsystems.com

