


BE6300 SERIES

ULTRASONIC CLAMP-ON FLOWMETER

Economical Transit-Time flowmeter combines ease of installation with high accuracy in closed pipes.



The large easy-to-read display and integral keypad make the BE6300 series easy to program even for the novice.



The speed of sound travelling between the two transducers varies with liquid velocity. A time-differential relationship conversion to flow rate is based on the velocity as well as the pipe diameter.

BE6300 FEATURES

- Pipe sizes from 0.75 to 120 in. (20 - 3000mm).
- Velocities from -53 to +53 fps (-16 to + 16 m/s).
- Accuracy to 1.0%, repeatability to $\pm 0.2\%$.
- Easy to install clamp-on transducers are compatible with plastics, steel, stainless steel, cast iron, concrete, other materials.
- Outputs: 4-20mA, 0-20mA, frequency, relay, serial communications.
- 2 line x 20 digit backlight LCD display & integral 16 button keypad.

Clamp-on type ultrasonic flowmeters offer the the simplest and easiest installation of any flowmeter. The BE6300 series transit-time flowmeter is no exception and installs in minutes. A pair of rugged transducers mounts easily to the outside of the pipe using standard clamping straps.

The transducers are non-intrusive, therefore there is no pressure drop or flow obstruction. The advanced microprocessor utilizes the latest in ultrasonic direct time measurement with a resolution of 0.2 nanoseconds. Coupled with state-of-the-art data processing the BE6300 series provides a high level of linearity.

Various inputs and outputs are available to interface with a wide variety of control and reporting systems. Remote programming is available via the standard RS232C port.

TYPICAL APPLICATIONS

- Potable Water
- Wastewater, Influent & effluent
- River & Sea Water
- Irrigation
- Cooling Tower
- De-Ionized Water
- Chemicals
- Oils
- Juices
- Milk
- Wine
- Syrups

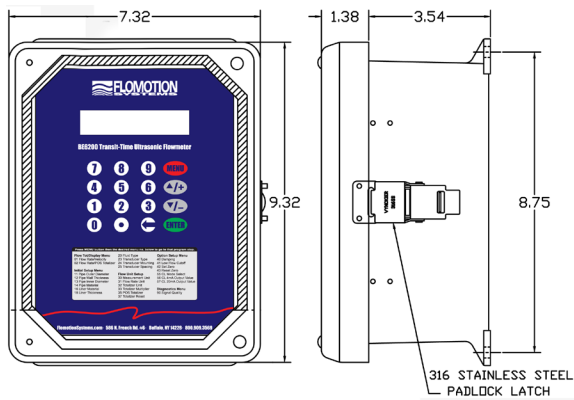


ULTRASONIC FLOWMETER

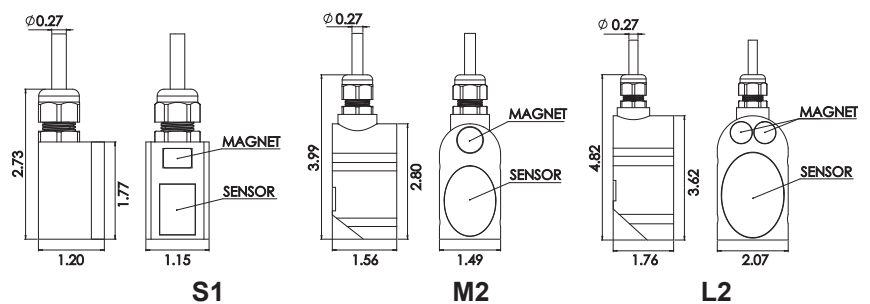
FLOMOTION BE6300 SERIES ENGINEERING SPECIFICATIONS

Classification		Performance Parameter
Pipe	Materials	Steel, Stainless Steel, Cast Iron, Plastics, Concrete, etc.
	Inner Diameter	0.75 to 120 in. (20 ~ 3000mm)
	Straight Pipe Section Requirement	10D upstream, 5D downstream
Fluid	Types	Clean, sonically conductive
	Turbidity	Less than 10,000ppm (mg/l) with a low level of air bubble content
	Temperature	-4° to 220° F (-20° to 105° C)
Flow Velocity		-53 to +53 fps (-16 to +16 m/s)
Transducer	Typical Pipe Size Ranges - consult factory for extended ranges	S1: 0.75 to 4 in. (20 ~ 100mm) M2: 2 to 24 in. (50 ~ 600mm) L2: 12 to 120 in. (300 ~ 3000mm)
	Mounting Method	'V' method: Suitable for pipe sizes 16 in. (400mm) or smaller 'Z' method: Suitable for pipe sizes 10 in. (250mm) or larger
Cable Length		16 ft (5m) Std. (longer lengths available)
Flow Meter	Display	Alphanumeric 2 x 20 digit backlight LCD
	Keyboard	16 button keypad
	Mounting	Wall Mount
	Output	4-20mA or 0-20mA analog output, frequency output (12-9999Hz), relay, serial output.
	Power	Wall Mount: 120VAC 6W & 24VDC 50mADC
	Dimension	Wall Mount: 9.3 x 7.3 x 4.9 in.
	Weight	7 lbs. (3kg) Wall Mount
Operating Condition	Temperature	Flow Meter: -4 to 158° F (-20 to 70° C) Transducer: -4° to 220° F (-20° to 105° C)
	Humidity	Flow Meter: 85% RH at 104° F (40° C) Transducer: 98% RH at 104° F (40° C) (Able to operate immersed in water depth smaller than 3m)
Performance	Accuracy	±1.0% of reading above ±1 fps
	Repeatability	±0.2% at 1 to 53 fps (0.3 ~ 16m/s)
	Linearity	0.5%

DIMENSIONS



BE6300 SENSOR CHOICES



FLOMOTION SYSTEMS Inc.
 165 Creekside Drive, Suite 112
 Buffalo NY 14228
 Tel: 716-691-3941
 Fax: 716-691-1253
 Email: info@flomotionsystems.com
 www.flomotionsystems.com

